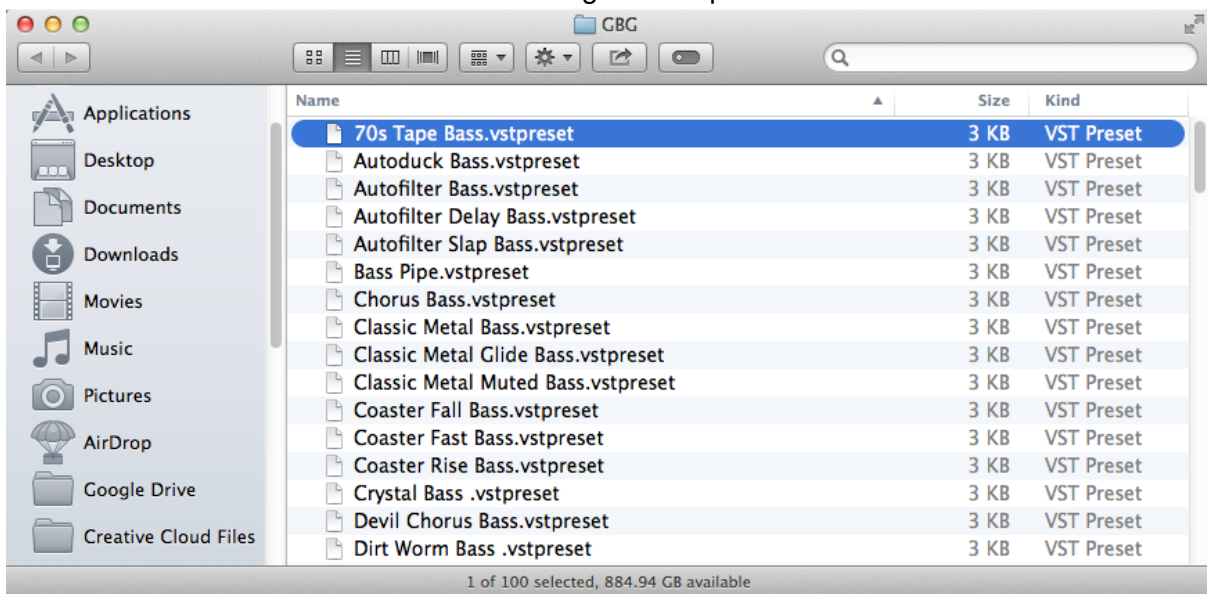


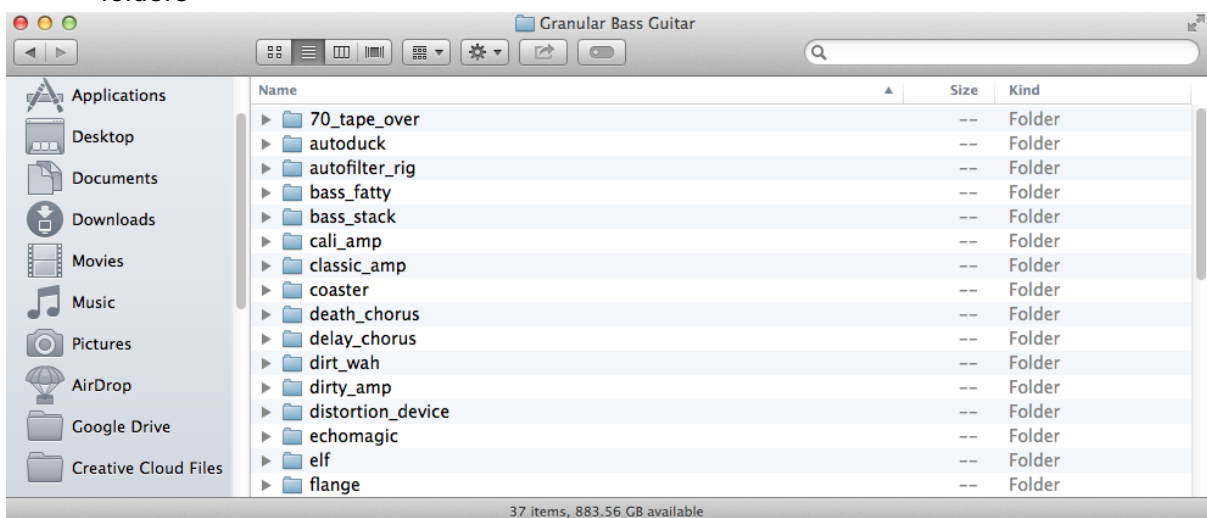
“Granular Bass Guitar” Installation

1. Download and unzip the file “OMF_GBG.zip”
2. Save all the contents of the folder “OMF_GBG” in your system, Mac or Windows
 - a. 100 VST Presets (folder name: GBG)
 - b. 126 User Samples (folder name: Granular Bass Guitar)
 - c. Patch List (filename: GranularBassGuitar_PatchList.pdf)
 - d. Installation (filename: GranularBassGuitar_Installation.pdf)
 - e. License Agreement (filename: GranularBassGuitar_License_EndUserAgreement.pdf)
 - f. Readme (filename: GranularBassGuitar_Readme.pdf)
3. **(IMPORTANT) DO NOT** change the folder names, “GBG” and “Granular Bass Guitar”

a. Screenshot of “GBG” folder containing 100 .vstpreset



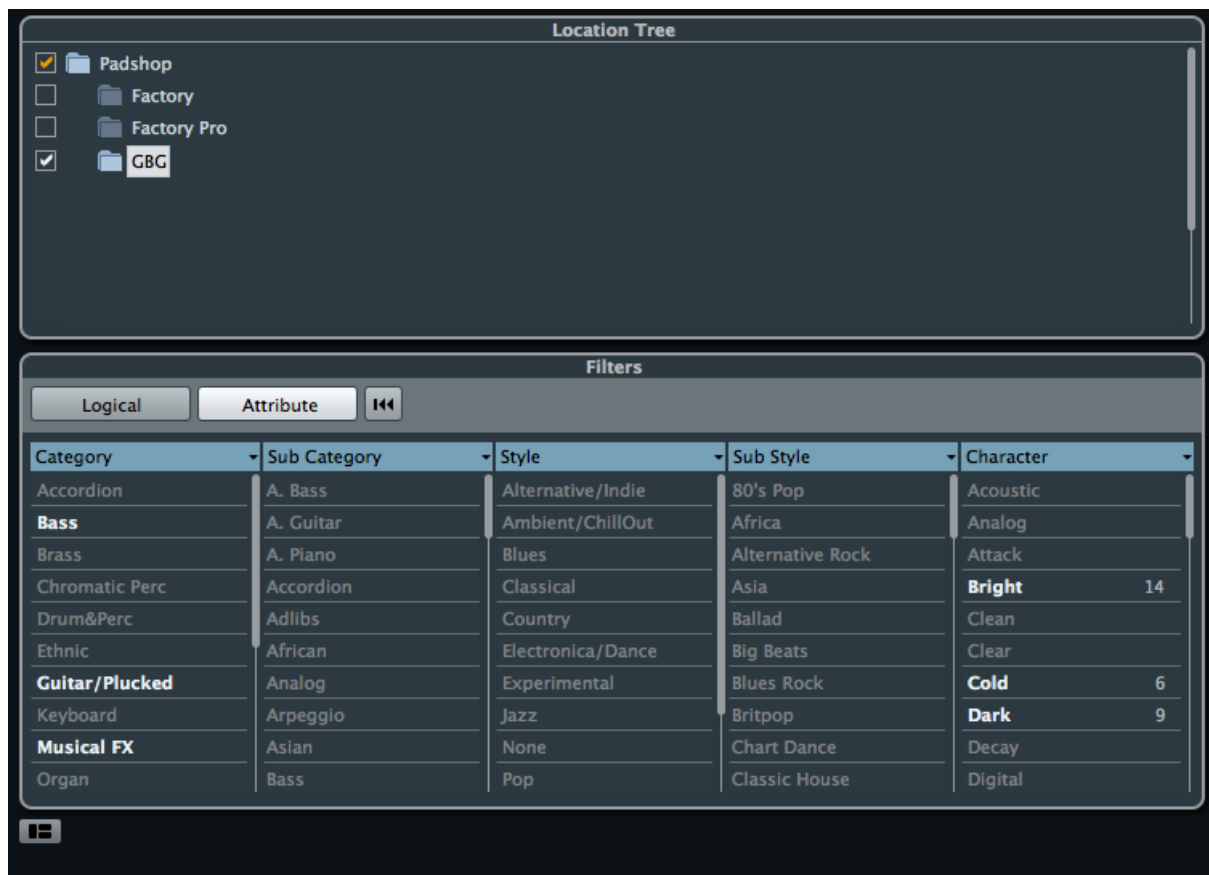
b. Screenshot of the “Granular Bass Guitar” User Samples that are saved under 37 sub-folders



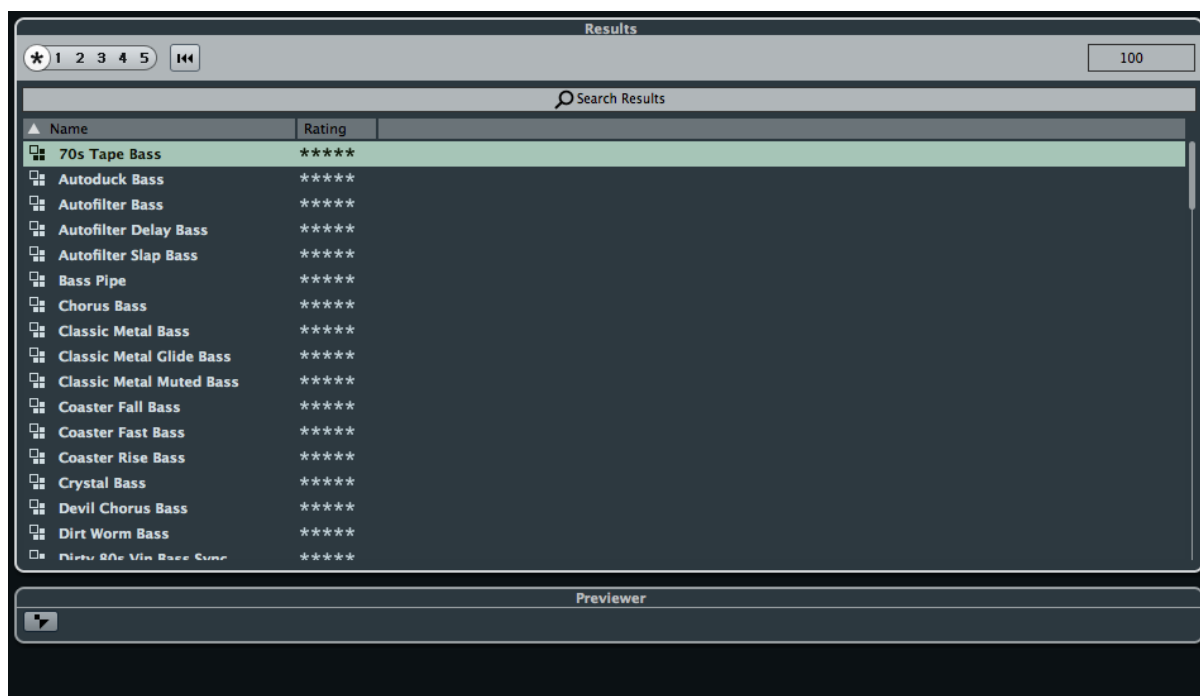
4. Move the folders, “GBG” and “Granular Bass Guitar”, to the locations below

	Mac	Windows
VST Presets “GBG” (100 files)	User/Library/Audio/Presets/Steinberg Media Technologies/Padshop/	C:\Users\[User Name]\My Documents\VST3 Presets\Steinberg Media Technologies\Padshop\
User Samples “Granular Bass Guitar” (126 files under 37 sub- folders)	User/Documents/Steinberg/Padshop/ Samples/User Samples/	C:\Users\[User Name]\My Documents\Steinberg\Padshop\Sa mples\User Samples\
	<i><u>Special notes to PadShop users</u></i> You may not be able to find this location in your system. Please first create the file directories before moving the “Granular Bass Guitar” folder there.	

5. Add an Instrument track - “PadShop” or “PadShop Pro”
6. Select “load presets” after the PadShop GUI opens
7. Tick the box next to “GBG” in the “Location Tree” and the system will scan the folder once



- After the scan, click the folder name “GBG” and all the presets will be shown in the previewer (located at the right hand side)



- This is how the user samples folder looks like after installing (PadShop Pro only)



10. PadShop users will not be able to see the samples in the PadShop GUI but it will not affect the usage once the presets are loaded.
11. For information, please go to our website www.onlinemusicfoundry.com.